


What you need



Large plastic bottle




Scissors



Compost or soil



Sand



Worms



Water



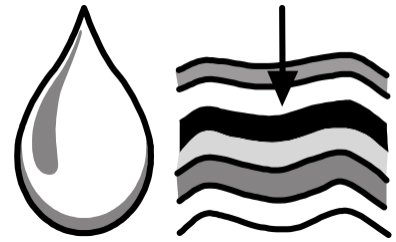
Worm food

Making a mini wormery

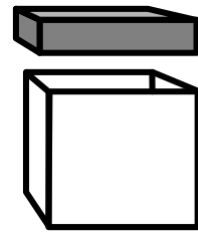
Fill bottle with sand, soil and compost




Spray each layer with water



Cut the top off your bottle to make a lid



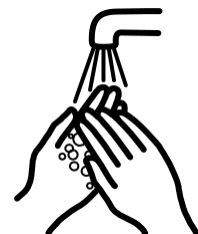
Collect worms from outdoors



Add worms to the bottle



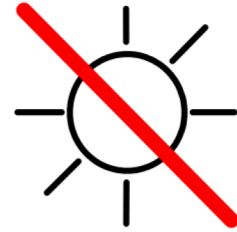
Wash your hands




Add food for the worms



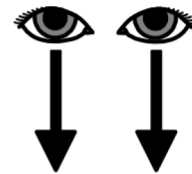
Wrap black card around
the bottle



Place your wormery in a
warm place



Take off the card to watch
the worms burrowing



Make sure the worms
have food



Release the worms
outdoors

